



















































Practice writing letters BIG at first (skywrite, carpet, sand.) Then, when your student is ready, have your student trace the letters, developing independence with practice. Have your student circle the one he/she likes best each day.

Created by James Tatter for READ WS. Feel free to copy and use for good!!
"Many people, myself among them, feel better at the mere sight of a book."
— Jane Smiley